



**PRE-ELECTION REPORT**

**2019**

WAITOMO DISTRICT COUNCIL



CREATING A BETTER FUTURE WITH VIBRANT COMMUNITIES  
AND THRIVING BUSINESS.



# All about the Waitomo District



8,910

DISTRICT POPULATION

5,869

RATING UNITS

354,649ha

SIZE OF THE DISTRICT

1014.4kms

TOTAL ROAD NETWORK

# Welcome to Waitomo District Council's pre-election report for 2019

This report has been compiled to meet the requirements of the Local Government Act 2002 (LGA) and aims to inform both the community and prospective election candidates about some key aspects of the council's business.

This report includes information previously published in our 2018-28 Long Term Plan, Annual Reports, and Annual Plans. More detail can be found in these documents, which can be found on our website [www.waitomo.govt.nz](http://www.waitomo.govt.nz)

This report also outlines our major projects and expected expenditure programme for this financial year and the three years following the October local body elections. It aims to promote discussion about the issues the council may face, and therefore enable a better informed election debate.



**Chris Ryan**  
CHIEF EXECUTIVE



# Our services

We deliver a range of services on behalf of the community in 10 groups of activities. These are:

- Governance - Leadership and Investments
- Community Service
- Community Development
- Compliance
- Solid Waste Management
- Stormwater Drainage
- Resource Management
- Sewerage and the Treatment and Disposal of Sewage
- Water Supply
- Roads and Footpaths



# Major projects

OUR MAJOR PROJECTS CURRENTLY UNDERWAY OR PLANNED OVER THE NEXT THREE YEARS.

## District Plan Review

Support for a range of district promotion and marketing initiatives

Continue to develop and implement the Vibrant, Safe Waitomo initiative

New pedestrian footbridge for Te Kuiti

Health and safety improvement works for Te Kuiti Aerodrome

New public toilets at Mokau, Kiritehere and Waikawau

Investigation of new public toilets for Waitomo Village

Development of coastal reserves

Improvements to Mokau water treatment plant filtration system

Completion of a new pipeline to Piopio Reservoir

Obtain resource consent for and start capacity extension of Waitomo District Landfill.

Continued development of the Te Kuiti Holiday Park

Earthquake Strengthening of Queen Street Administrative and Civil Defence Building

Investigate alternative water supply/raw storage for Te Kuiti

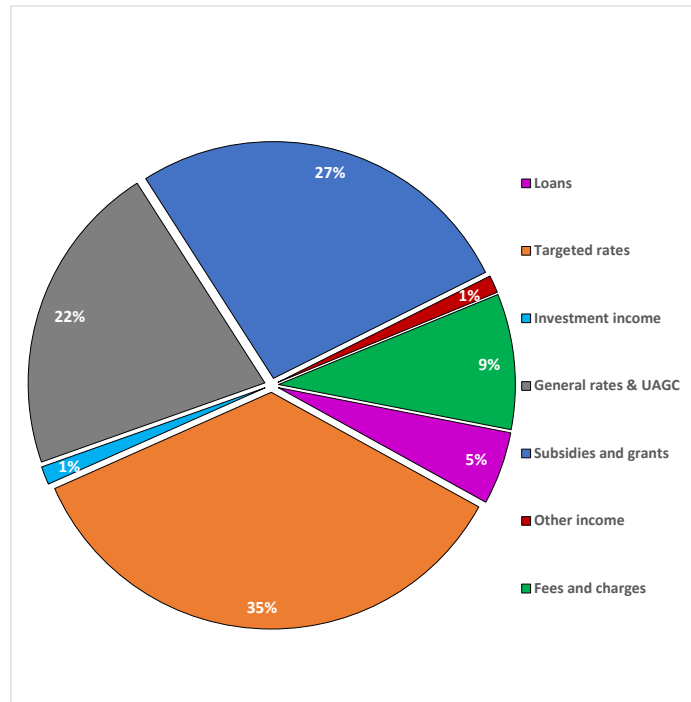
Bridge replacements - three bridges in LTP

A full list of projects in each activity area can be found in our Long-term Plan 2018-2028 at [www.waitomo.govt.nz](http://www.waitomo.govt.nz)



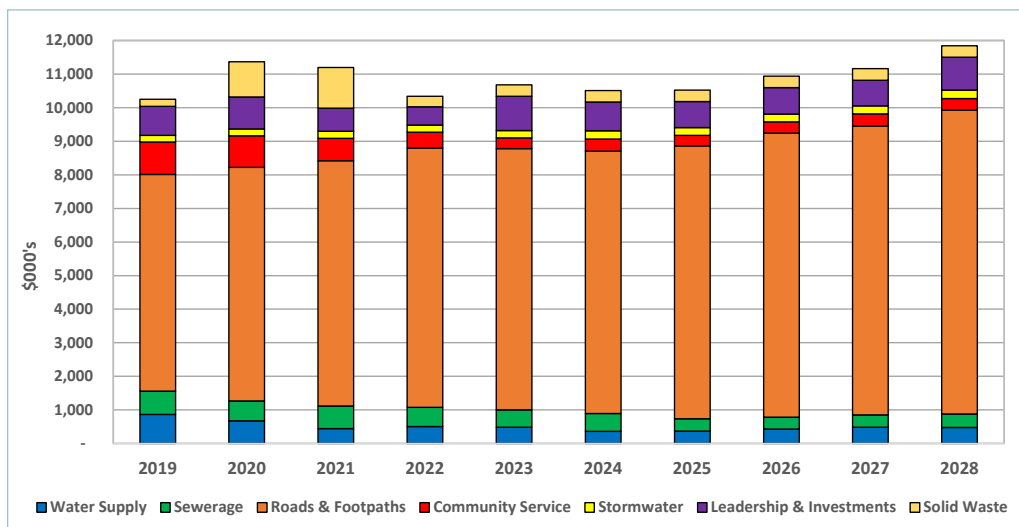
# About our finances

THE GRAPH BELOW SUMMARISES OUR PROPOSED FUNDING SOURCES OVER THE 10 YEARS OF THE CURRENT LONG TERM PLAN 2018-2028.



## CAPITAL EXPENDITURE BY ACTIVITY

The graph below shows our proposed capital and renewal expenditure for each group of activities over the 10 years of the current 2018-2028 Long-term Plan.



# Funding Impact Statement

Presented below is the Funding Impact Statement which identifies the sources of funding, the amount from each source and how the funds will be applied. The information has been compiled from 2017/18 Annual Report, 2018-2028 Long Term Plan, and 2019/20 Exceptions Annual Plan.

COUNCIL	Actual 2016/17 (\$000's)	Actual 2017/18 (\$000's)	LTP 2018/19 (\$000's)	EAP 2019/20 (\$000's)	LTP 2020/21 (\$000's)	LTP 2021/22 (\$000's)	LTP 2022/23 (\$000's)
<b>SOURCES OF OPERATING FUNDING</b>							
General rates, uniform annual general charges, rates penalties	7,037	7,144	7,822	8,488	8,252	8,488	8,729
Targeted rates	12,164	12,583	12,654	12,480	13,313	13,717	14,012
Subsidies and grants for operating purposes	3,505	4,030	4,510	4,581	4,823	4,892	5,016
Fees and charges	3,391	4,042	3,199	3,299	3,276	3,310	3,386
Interest and dividends from investments	45	62	35	364	414	464	515
Local authorities fuel tax, fines, infringement fees and other receipts	167	169	186	209	196	200	203
<b>Total operating funding (A)</b>	<b>26,309</b>	<b>28,030</b>	<b>28,406</b>	<b>29,421</b>	<b>30,274</b>	<b>31,071</b>	<b>31,861</b>
<b>Applications of operating funding</b>							
Payments to staff and suppliers	17,648	19,816	21,480	22,430	22,197	21,803	22,341
Finance costs	1,978	1,761	2,597	2,035	2,665	2,704	2,790
Other operating funding applications	0	0	0	0	0	0	0
<b>Total applications of operating funding (B)</b>	<b>19,626</b>	<b>21,577</b>	<b>24,077</b>	<b>24,465</b>	<b>24,862</b>	<b>24,507</b>	<b>25,131</b>
<b>Surplus (deficit) of operating funding (A-B)</b>	<b>6,683</b>	<b>6,453</b>	<b>4,329</b>	<b>4,956</b>	<b>5,412</b>	<b>6,564</b>	<b>6,730</b>
<b>SOURCES OF CAPITAL FUNDING</b>							
Subsidies and grants for capital expenditure	2,852	3,596	4,754	5,996	5,235	5,530	5,571
Development and financial contributions	0	0	0	0	0	0	0
Increase (decrease) in debt	3,379	3,241	3,934	4,318	3,731	2,132	1,315
Gross proceeds from sale of assets	246	1,168	0	0	0	0	0
Lump sum contributions	0	0	0	41	0	0	0
Other dedicated capital funding	0	0	0	0	0	0	0
<b>Total sources of capital funding (C)</b>	<b>6,477</b>	<b>8,005</b>	<b>8,688</b>	<b>10,355</b>	<b>8,966</b>	<b>7,662</b>	<b>6,886</b>
<b>Applications of capital funding</b>							
Capital expenditure - to meet additional demand	0	0	0	0	0	0	0
Capital expenditure - to improve the level of service	2,783	1,509	1,012	1,339	571	401	260
Capital expenditure - to replace existing assets	6,920	8,360	9,242	11,044	10,631	9,942	10,420
Increase (decrease) in reserves	3,457	4,589	2,763	2,928	3,176	3,883	2,936
Increase (decrease) of investments	0	0	0	0	0	0	0
<b>Total applications of capital funding (D)</b>	<b>13,160</b>	<b>14,458</b>	<b>13,017</b>	<b>15,311</b>	<b>14,378</b>	<b>14,226</b>	<b>13,616</b>
<b>Surplus (deficit) of capital funding (C-D)</b>	<b>(6,683)</b>	<b>(6,453)</b>	<b>(4,329)</b>	<b>(4,956)</b>	<b>(5,412)</b>	<b>(6,564)</b>	<b>(6,730)</b>
<b>Funding Balance ((A-B)+(C-D))</b>	<b>0</b>	<b>0</b>	<b>0</b>	<b>0</b>	<b>0</b>	<b>0</b>	<b>0</b>

# Summary balance sheet

The summary balance sheet for Council is presented below. It discloses public debt and financial assets separately. The information has been compiled from 2017/18 Annual Report, 2018-2028 Long Term Plan, and 2019/20 Exceptions Annual Plan.

Summary Balance Sheet As at 30 June	Actual 2016/17 (restated) (\$000's)	Actual 2017/18 (\$000's)	LTP 2018/19 (\$000's)	EAP 2019/20 (\$000's)	LTP 2020/21 (\$000's)	LTP 2021/22 (\$000's)	LTP 2022/23 (\$000's)
<b>ASSETS</b>							
Cash and cash equivalents	112	1,762	298	537	448	523	646
Receivables	6,361	5,331	6,361	5,332	6,637	6,783	6,940
Other current assets	1,099	84	49	84	51	52	53
Other financial assets	5,686	12,616	4,930	12,233	4,924	4,921	4,920
Non-current assets	334,472	343,305	348,456	362,998	367,504	371,418	392,249
Derivative financial instruments	0	0	0	0	0	0	0
<b>Total Assets</b>	<b>347,730</b>	<b>363,098</b>	<b>360,094</b>	<b>381,184</b>	<b>379,564</b>	<b>383,697</b>	<b>404,808</b>
<b>LIABILITIES</b>							
Other liabilities	6,452	5,965	6,150	5,965	6,424	6,567	6,725
Total borrowings	43,419	41,737	47,565	44,140	48,317	46,250	44,363
Derivative financial instruments	1,636	1,737	1,636	1,737	1,636	1,636	1,636
<b>Total Liabilities</b>	<b>51,507</b>	<b>49,439</b>	<b>55,351</b>	<b>51,842</b>	<b>56,377</b>	<b>54,453</b>	<b>52,724</b>
<b>EQUITY</b>	<b>296,223</b>	<b>313,659</b>	<b>304,743</b>	<b>329,342</b>	<b>323,187</b>	<b>329,244</b>	<b>352,084</b>
<b>Total Liabilities and Equity</b>	<b>347,730</b>	<b>363,098</b>	<b>360,094</b>	<b>381,184</b>	<b>379,564</b>	<b>383,697</b>	<b>404,808</b>

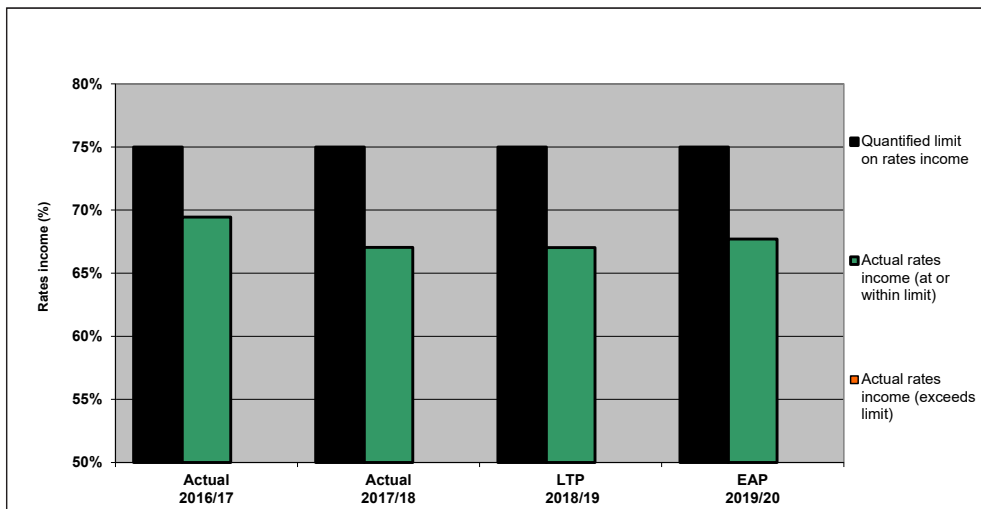


# Comparison with Financial Strategy

Council has performed well within the quantified limits specified in its Financial Strategy (FS) which is contained within Council's 2018-2028 Long-Term Plan (LTP). The following graphs depict the performance. The 2018/19 figures have been extracted from that LTP and are Council's forecast operating results and financial position for that financial year. The 2019/20 figures have been extracted from Council's Exceptions Annual Plan (EAP).

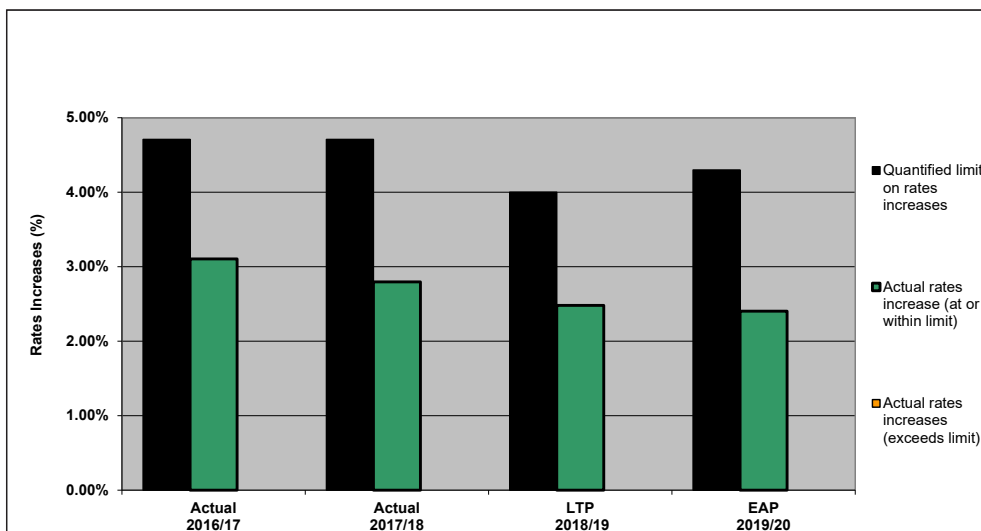
**Council's FS contains the following limits:**

**Total rates revenue will be limited to an average of 75% of total operational expenditure**



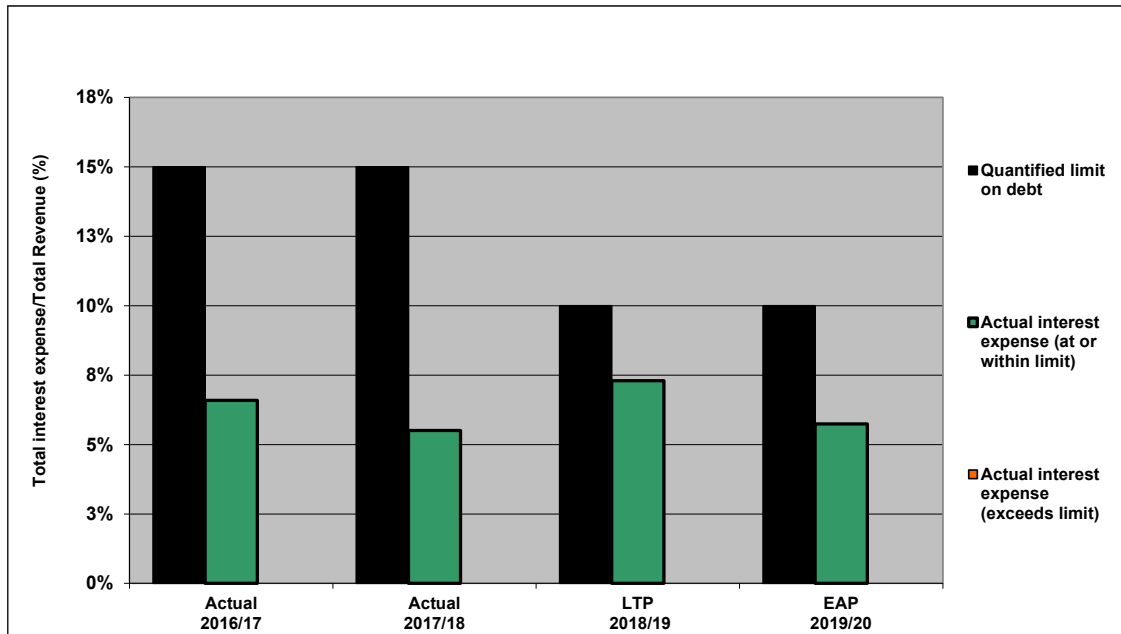
**Total rates increases will be limited to a cap of Local Government Cost Index (LGCI) plus 2%.**

*The quantified limit on rates increases for the 2016/17 and 2017/18 year is taken from LTP 2015-25 where the limit was a cap of 4.71% over the life of LTP 2015-25.*



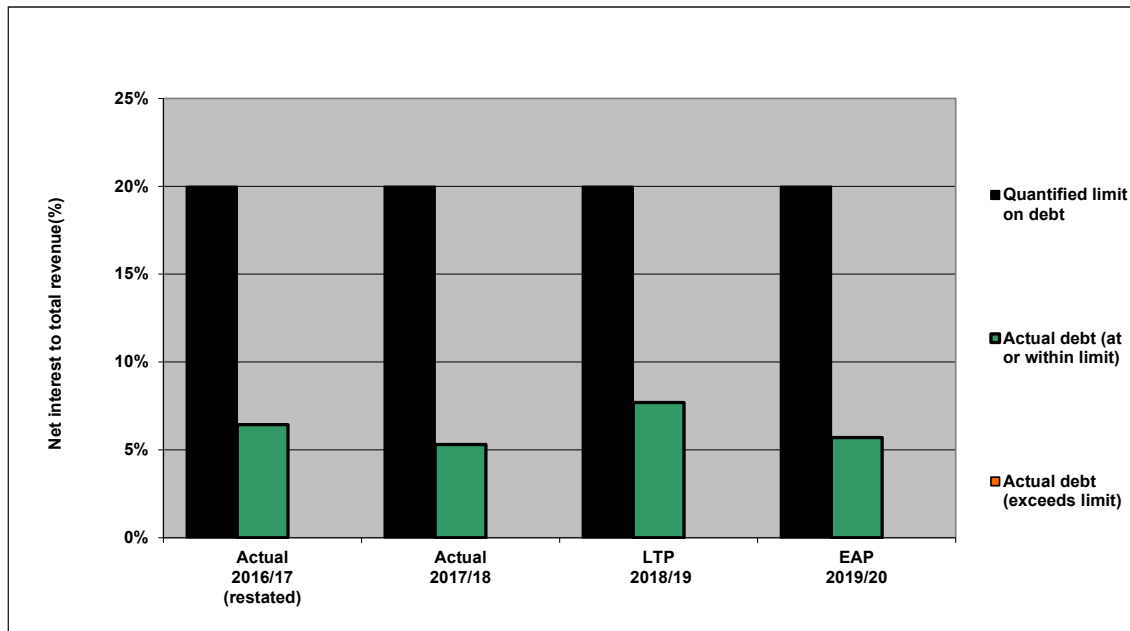
**Total borrowing costs will not exceed 10% of Total Revenue.**

The quantified limit on rates increases for the 2016/17 and 2017/18 year is taken from LTP 2015-25 where the limit was 15%.

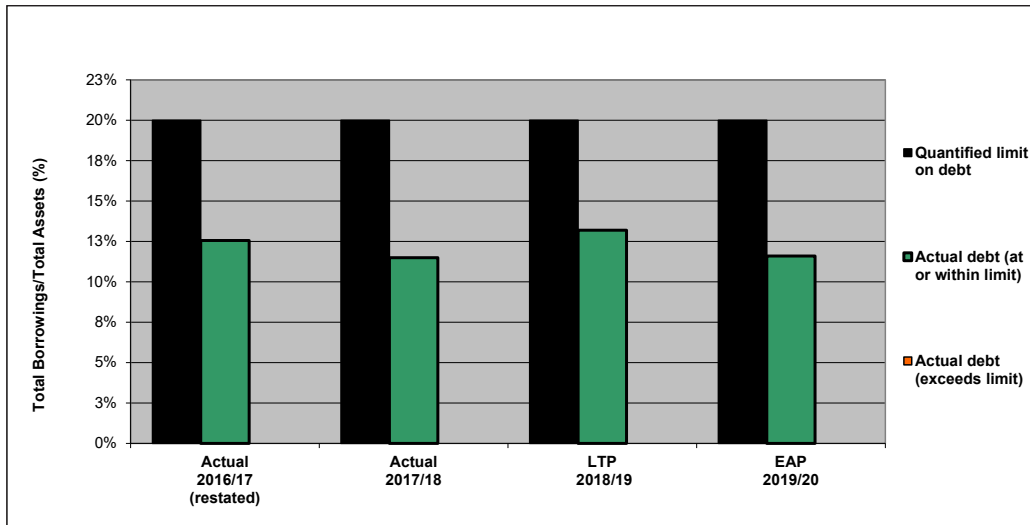


**Net interest to total revenue will not exceed 20%.**

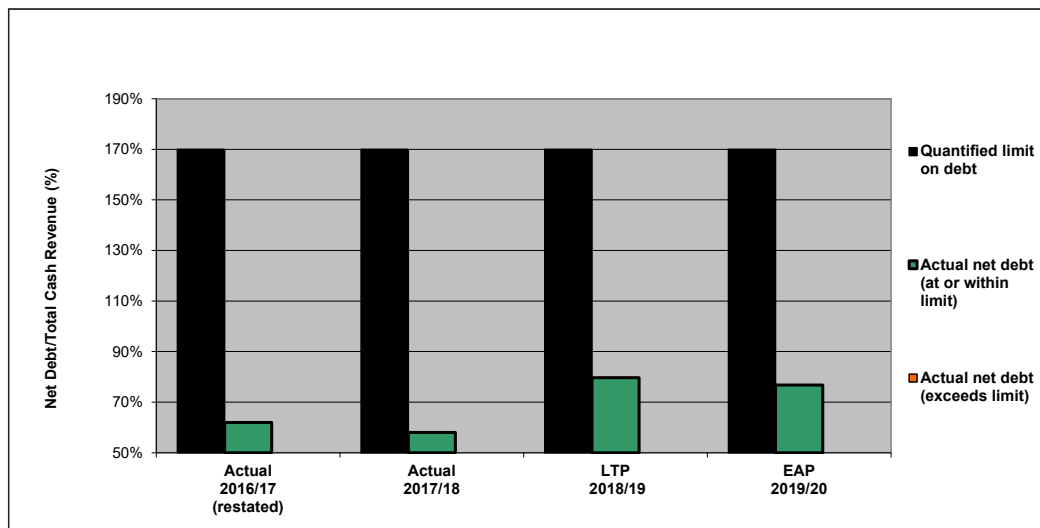
For the purposes of the graph 2016/17 and 2017/18 have been included for comparative purposes. The net interest to total revenue limit was introduced in the LTP 2018-28 so was not published in the Annual Report for prior years.



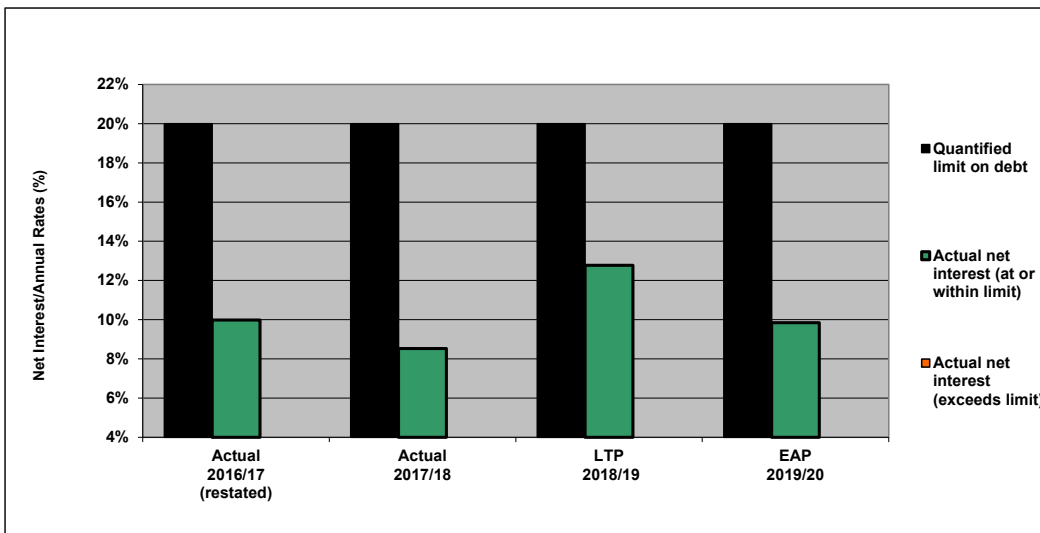
**Total Borrowings must not exceed 20% of Total Assets**



**Net debt will not exceed 170% of Total Cash Revenue**



**Net interest will not exceed 20% of Annual Rates**



**RETURN ON INVESTMENT**. There was no quantified target rate of return on investment in the LTP 2015-25. The quantified target rate of return set in the LTP 2018-28 was  $\geq 7.5\%$ . The forecast return of investment for LTP 2018/19 was nil as no dividend revenue was budgeted for that year. Dividends are forecast from 2019/20 onwards.

# 2019 Elections - what you need to know

## KEY DATES:

- From 17 July Elections will be advertised and nominations called
- 19 July Nominations open
- 16 August Nominations close at midday
- 20 September Voter packs mailed to electors. Voting opens
- 12 October Voting closes at midday. Progress result asap thereafter
- By 17 October Official result released
- From 17 October Official result advertised.

## YOU NEED TO BE ENROLLED TO VOTE

You're eligible to enrol and vote if you are 18 years or older, a New Zealand citizen or permanent resident, and you've lived in New Zealand continuously for 12 months or more at some time in your life. If you pay rates on property within the Waitomo District Council area but live outside the area you may be eligible to enrol as a ratepayer elector.

### To enrol:

- complete an enrolment form at any NZ Post Shop.
- call 0800 ENROLL (0800 36 76 56)
- visit [elections.org.nz](http://elections.org.nz).

### Enrolled after Friday 16 August:

- complete a special vote at the Waitomo District Council Office, Queen Street Te Kuiti.
- call 0800 932 4357.

## STAND FOR LOCAL GOVERNMENT ELECTION

Standing for Council is about making positive changes in our communities and the places that matter to us. It's about continuing to grow and keeping our people at the heart of what we do.

### To stand for election, you must be:

- a New Zealand citizen (by birth or naturalisation ceremony).
- enrolled as a Parliamentary elector (anywhere in New Zealand).
- nominated by two electors whose names appear on the electoral roll within the respective ward that a candidate is standing for.

## VOTE

Your voting papers will arrive in the post between Friday 20 September and Wednesday 25 September 2019 (unless you need to cast a special vote). You can find out about the candidates and what they stand for by reading the information provided with your pack. Once you've ticked who you want to vote for, free post your voting paper back, drop it at our Council office, or hand deliver to a ballot box. You can find out where the ballot boxes will be at [www.waitomo.govt.nz/vote2019](http://www.waitomo.govt.nz/vote2019). Every vote counts!